

Kitten-Proofing Checklist

Household Safety Check Room-by-Room



Living Room

- 1 Remove poisonous plants
- 2 Secure fragile objects
- 3 Watch out for cords on blinds



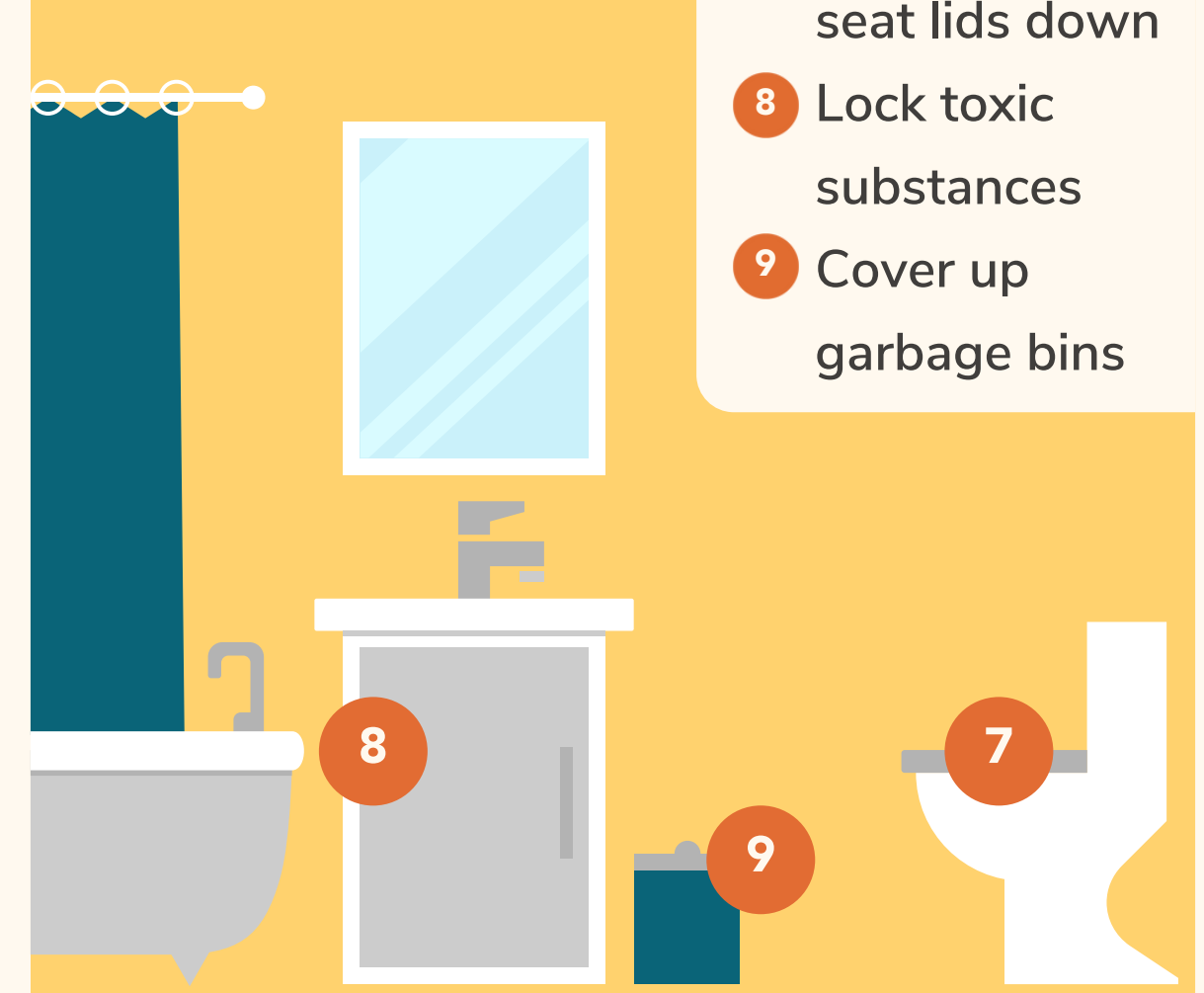
Bedroom

- 4 Beware of high surfaces
- 5 Clear your nightstands
- 6 Hide mothballs



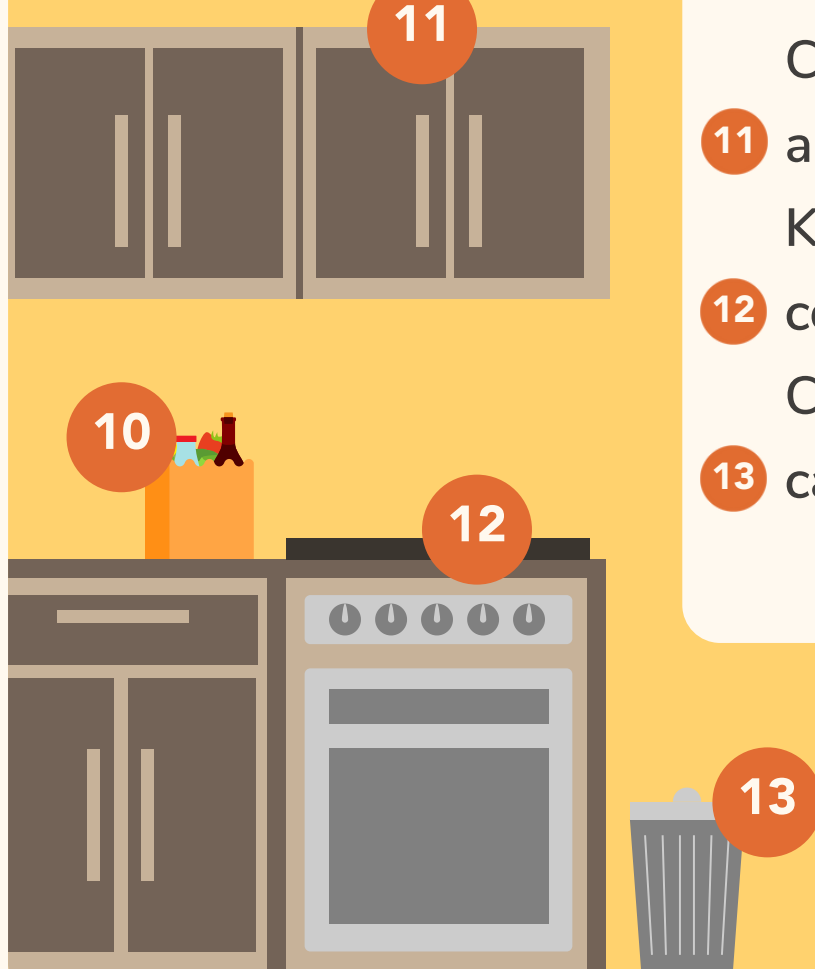
Bathroom

- 7 Keep the toilet seat lids down
- 8 Lock toxic substances
- 9 Cover up garbage bins



Kitchen

- 10 Put away dangerous foods
- 11 Close cupboards and pantries
- 12 Keep stovetop covered
- 13 Cover up trash cans




Office

- 14 Kitten-proof cables and wires
- 15 Keep office supplies out of reach
- 16 Power down the paper shredder



Stairs

- 17 Invest in a stair gate
- 18 Block the gaps between the bannisters



Laundry Room and Garage

- 18 Block off dryer and laundry baskets
- 19 Stash away hazardous items



Office

- 20 Install gates and fencing
- 21 Remove toxic plants
- 22 Cover water features
- 23 Remove small choking hazards
- 24 Lock away sharp garden tools

