

144 SuperStructure Panel Kit

Assembly & Installation Instructions



1001 - Floor




1002 - Passenger Wall

1003 - Driver Wall

1004 - Ceiling

Designed, Engineered, and Fabricated
in San Diego, CA


Proper product installation, in accordance with these instructions, is the responsibility of the installing agent. If you have any questions concerning these instructions, please contact New Way Van Life Customer Service.













1







1

2

3



4

5

6

7

8

9



1

1

1

1

1

1

1

1

1



