

T-Coupler M12 male / 2x M8 female A-cod.

4-pol. / 2x 3-pol.

Art.No.: 7000-41201-0000000

Weight: 0.021

Country of origin: DE

Model designation: MSA02TL0-FR-FR

T-coupler

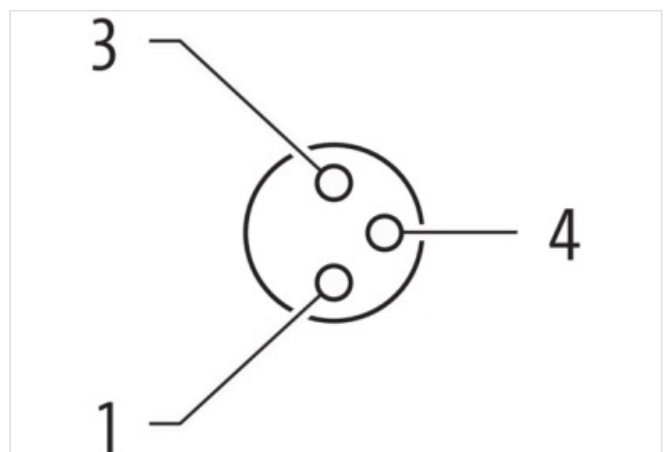
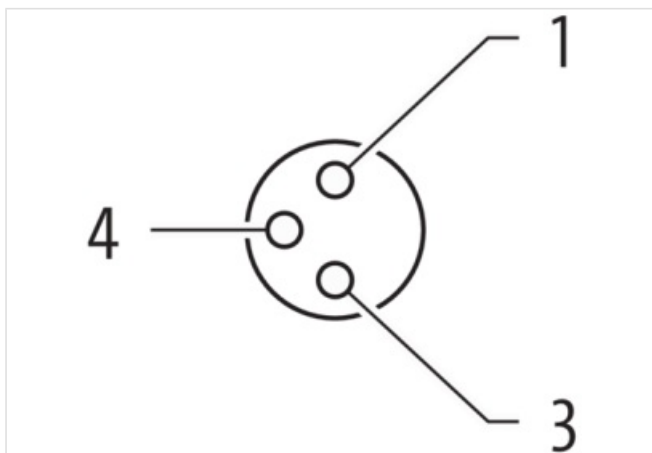
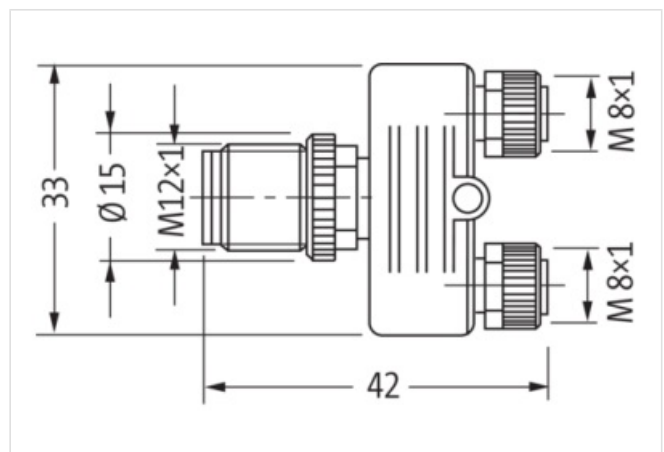
Male straight – females straight

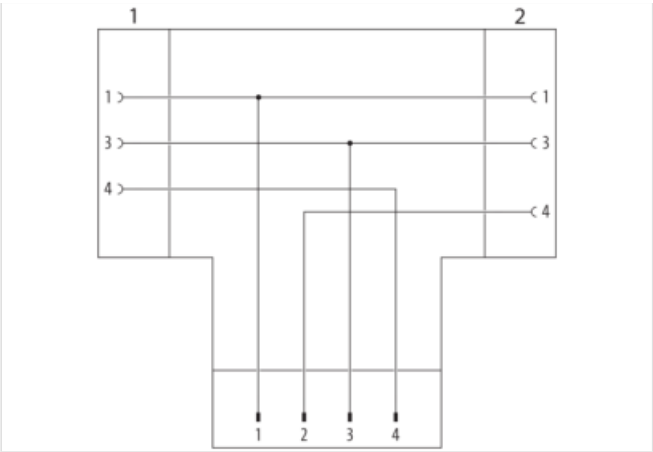
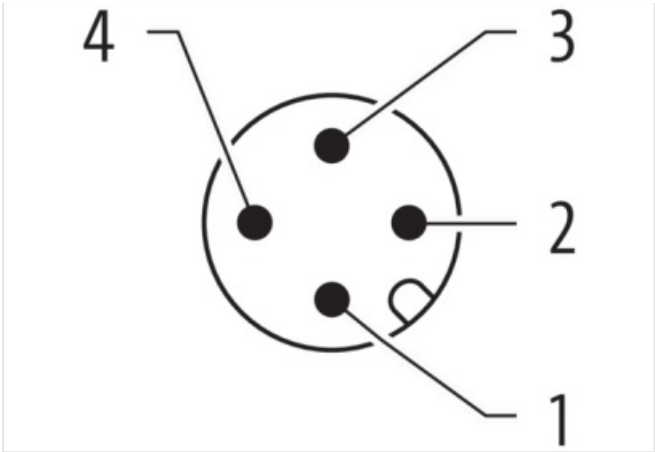
M12, 4-pole – M8, 3-pole

Distribution function (NO)

Plastic housings with good resistance against chemicals and oils.

The resistance to aggressive media should be individually tested for your application. Further details on request.

[Link to Product](#)**Illustration**



Product may differ from Image



Side 1

Family construction form	M8
No. of poles	3
Coding	A
Gender	female
Mounting method	pluggable, screwed
Thread	M8 x 1
Tightening torque	0.4 Nm
Width across flats	SW9
Degree of protection (EN IEC 60529)	IP67

Side 2

Family construction form	M8
No. of poles	3
Coding	A
Gender	female
Mounting method	pluggable, screwed
Thread	M8 x 1
Tightening torque	0.4 Nm
Width across flats	SW9
Degree of protection (EN IEC 60529)	IP67

Side 3

Family construction form	M12
No. of poles	4
Coding	A
Gender	male
Mounting method	pluggable, screwed
Thread	M12 x 1
Tightening torque	0.6 Nm
Width across flats	SW13
Degree of protection (EN IEC 60529)	IP67

Commercial data

URL Webshop	https://shop.murrelektronik.com/7000-41201-0000000
-------------	---

customs tariff number	85366990
EAN	4048879144780
Packaging unit	1
Electrical data Supply	
Operating voltage AC max.	50 V
Operating voltage DC max.	60 V
Current operating per contact max.	4 A
Operating voltage AC max. (UL-listed)	30 V
Operating voltage DC max. (UL-listed)	30 V
Diagnostics	
Status indication LED	no
Device protection Electrical	
Additional condition protection degree	inserted, screwed
Pollution Degree	3
Rated surge voltage	1.5 kV
Material group (IEC 60664-1)	I
Mechanical data Material data	
Material housing	PUR
Locking material	Zinc die-casting
Coating locking	Nickeled
Material gasket	FKM
Mechanical data Mounting data	
Mounting method	Schraubgewinde
Environmental characteristics Climatic	
Operating temperature min.	-30 °C
Operating temperature max.	85 °C
Important installation notes	
Note on bending radius	Attention: Observe the permissible bending radii when laying cables, as the IP protection class can be endangered by excessive bending forces.
Note on strain relief	Protect the connectors by suitable measures from mechanical loads, e.g. by the usage of cable ties.
Conformity	
Product standard	DIN EN 61076-2-101 (M12); DIN EN 61076-2-104 (M8)