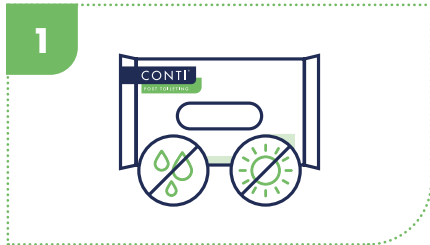


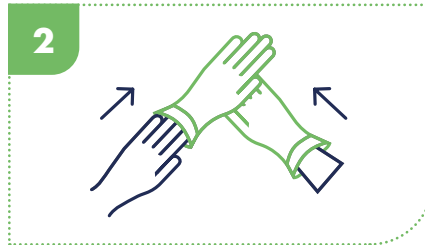
Instructions For Use Cleansing Wet Wipes

The Conti® Post Toileting range provides a fully dispersible cleansing solution suitable for safe and hygienic disposal in a toilet or macerator. The plastic free cellulose-based wipe also provides a more environmentally friendly, sustainable alternative.



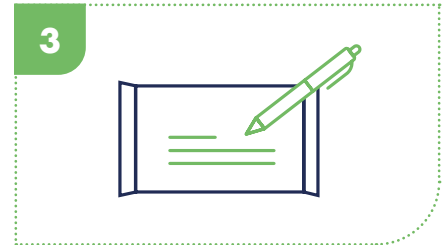
1

Keep product dry and out of direct sunlight.



2

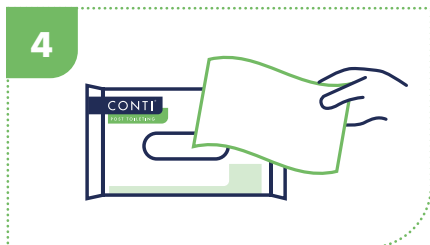
Wash/dry hands and apply clean protective apron and gloves.



3

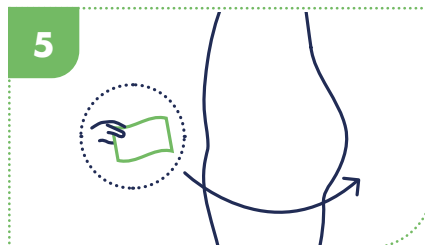
Assign individual's details to wipe pack.

Ensure individual's privacy and reassure them.



4

Remove only one wipe from the pack at a time.




5

Remove and dispose of any continence aids or follow procedures for moving the individual safely to toilet or commode. Wipe perineum from front to back, towards the buttocks in one direction only.



6

Repeat if the wipe becomes heavily soiled, do not rub or scrub the skin, as this will damage compromised and fragile skin.



7

The wipes will cleanse and moisturise the skin.



8

Dispose of wipes in the toilet, ensure no more than two wipes are disposed of at a time.



9

Allow skin to dry naturally and apply clean continence aids if required.

Product Code	Description	Perfume	Wipe Size	Pack Qty	Case Qty
CWF024N	Cleansing Wet Wipes	Fragrance Free	22 x 17cm	24	27
CWF050N	Cleansing Wet Wipes	Fragrance Free	22 x 17cm	50	12
CWF050LN	Cleansing Wet Wipes	Fragrance Free	22 x 24cm	50	21



DISCOVER MORE:
[vernacare.com/conti-wet-wipes](https://www.vernacare.com/conti-wet-wipes)

ORDER SAMPLES:
samples@vernacare.com

Vernacare Limited, 1 Western Avenue, Matrix Park, Chorley, Lancashire, PR7 7NB, United Kingdom.
T: +44 (0)1772 299900 F: +44 (0)1772 299901 Email: info@vernacare.com www.vernacare.com

Vernacare

