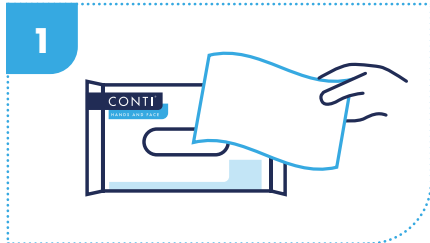


Instructions For Use Cleansing Wet Wipes

Conti® Hands and Face Wet Wipes provide quick and convenient cleansing when traditional hand washing is not available, for example, after using the toilet, before and after eating or when hands are visibly dirty. The instructions for use outlined below have been developed by Conti® based on the World Health Organization's recommendations for effective hand hygiene, taking into account instances where soap and water is not available.



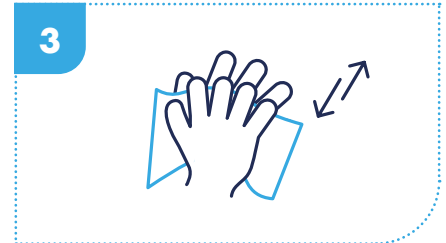
1

Remove one wipe from the pack.



2

Place wipe between the palms of both hands and rub in a circular motion.



3

Place wipe on back of left hand with right hand and interlace fingers – rub back and forth. Repeat on both hands.



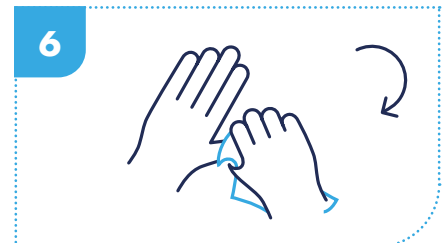
4

Place wipe between the hands and interlace fingers – rub back and forth.



5

Using the wipe, cover back of fingers with opposite palm and rub side to side. Repeat on both hands.



6

Cover thumb with the wipe and clasp with opposite hand – rub in rotations. Repeat on both hands.



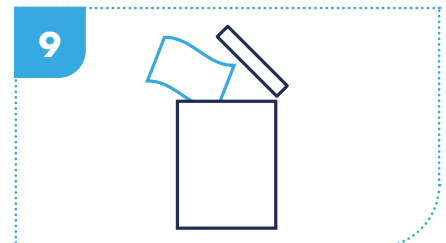
7

Place wipe on palm of hand and rub in rotation using clasped fingers. Repeat on both hands.



8

Allow hands to dry naturally.



9

Discard the used wipes in line with local policies. (Do not macerate. Do not flush)

Product Code	Description	Perfume	Wipe Size	Pack Qty	Case Qty
CW050PN	Cleansing Wet Wipes (Super Soft)	Lightly Fragranced	22 x 24cm	50	24
CW050N	Cleansing Wet Wipes	Lightly Fragranced	29.5 x 22cm	50	26
CW200N	Cleansing Wet Wipes	Lightly Fragranced	29.5 x 22cm	200	6

The products primary action is mechanical only – Formulations do not provide antimicrobial activity.



DISCOVER MORE:
vernacare.com/conti-wet-wipes

ORDER SAMPLES:
samples@vernacare.com

Vernacare Limited, 1 Western Avenue, Matrix Park, Chorley, Lancashire, PR7 7NB, United Kingdom.
T: +44 (0)1772 299900 F: +44 (0)1772 299901 Email: info@vernacare.com www.vernacare.com

Vernacare

