



A GOOD FRIEND IS...


STEP-BY-STEP INSTRUCTIONS



Gather your supplies.




Color your cover and then fold it in half.




Cut out a heart template.




Trace the heart template on the construction paper.
Make four hearts.




Fold the hearts in half.



Add glue to one folded half of a heart then glue it to the folded half of another heart.



Repeat gluing until all hearts are glued together.
This makes a 3D heart.



Glue the 3D heart to the inside center fold of your cover.



On each heart write a word that completes the sentence:
'A good friend is...'

